



Muffler Tuned Pipe 50-3D



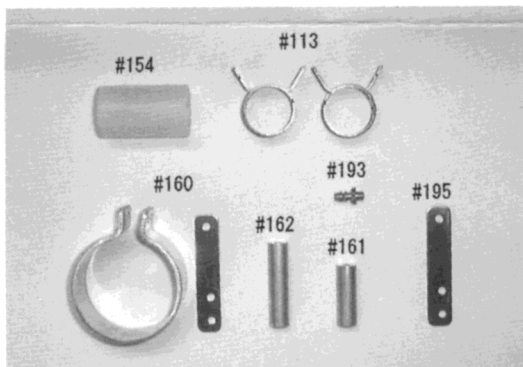
This muffler is designed to boost power within the range between 16,000 and 19,000 RPM. No power increase can be effective below 15,000 RPM. Recommendable setting is to adjust between 17,000 and 18,000 RPM when in flying in the upper sky and below 15,000 RPM when in hovering. Power effective range of rotation varies according to type of engine, and length of header pipe. Use a header pipe to fit your engine in use. #541, #542 are used for OS50SXH for your reference. Installation should be done by providing gap of 2-3mm between header pipe and muffler. Readjustment will be required, because it differs from normal muffler in terms of needle, slow adjustment.



#540 Muffler Tuned Pipe 50-3D



#541 Header for #540
#541 Front Head OS50SXH
#542 Rear Head OS50SXH



- Parts**
- #154 Silicone Connector
 - #113 Silicone Connector Clamps
 - #160 Alum Pipe Clamp & Stainless Steel Plate
 - #161 Alum Stay 25L
 - #162 Alum Stay 35L
 - #195 Stainless Steel Plate
 - #193 Pressure Fitting 4mm

HATORI MODELS CO., LTD
20 Nakanowari Nabebuta Shinden Kanie-Cho
Ama-Gun Aichi JAPAN
TEL:05679-5-2625 FAX:05679-5-7131